
MetalCraft Marine

BUILDERS OF CUSTOM HIGH-PERFORMANCE ALUMINUM PATROL BOATS

— THE — *Interceptor*




A New Generation of Military Patrol Boat



MetalCraft Marine

www.metalcraftmarine.com • 1-800-410-8464

THE *Interceptors*



7M - 23' c/console/T-top/cabin - out/bd or in/bd



8M - 26' c/console/T-top/cabin - out/bd or in/bd



9M - 30' c/console/T-top/cabin - out/bd or in/bd



10M - 33' c/console/T-top/cabin - out/bd or in/bd



11M - 36' c/console/T-top/cabin - out/bd or in/bd



12M - 40' c/console/T-top/cabin - out/bd or in/bd



**15 - 20M - 50 - 65'
full cabin with cuddy - twin jet or prop**

Custom models can be developed for your specific mission

DESIGN FEATURES

- ISO 12217 CAT B operable
- Extremely fine bow entry
- Drysoft ride - tested to 64 knots
- Excellent visibility/ABYC sightlines
- Easy access full height side doors
- 6'10" headroom cab in 6'4" cuddy
- Wing-air, D-collar foam or hybrid
- 1-6 gun positions with ballistic package
- Excellent trimability up to 16 degree
- Hingeable radar mast (nine second deploy)

MetalCraft Marine

www.metalcraftmarine.com

With **30 years in business**, MetalCraft Marine designs and builds some of the world's greatest high-performance military patrol boats. Every boat is designed to meet each customer's unique mission requirements. With manufacturing facilities in Northern New York State and Ontario we service American, Canadian and International customers. Our **experienced staff of naval architects, engineers and highly skilled craftsmen, along with our team of over 100 employees are committed to building you a perfectly customized boat and giving you the best value for your investment.**

Metalcraft Marine is a large exporter of aluminum boats. We have been exporting boats for over twenty-five years and in **2018 more than 75% of our sales were exported.** This demonstrates our ability to work with our foreign partners to ensure success in exporting and supplying in-country product and customer support.

Our **Quality Assurance** Department is ISO 9000 equivalent and we **provide an industry leading 10-year hull seam warranty.** This guaranteed high-standard is reflected in that our customers have the **lowest ratio of warranty claims of North American builders** at 0.2% of revenue (the industry average is 2-3%!). Our commitment to building you the best boat in your fleet translates into minimal down time so your boats are ready for service when duty calls.

MCM's MetalCraft Marine's in-house design and engineering department verify the design parameters of every boat to ensure **we deliver the latest technology and most appropriate turnkey product for our customers.** Whether your mission requires stealth capabilities, target tracking, optimal fuel burn, extreme conditions, high-speed load carrying or lowest cost of ownership, we design solutions tailored to your needs.

As a U.S. General Services Administration (GSA) partner with manufacturing facilities in Northern New York State and a staff with a **proven track record in assisting our customers throughout the procurement process** to meet delivery goals and ongoing service needs, MetalCraft Marine is ready to provide you with a comprehensive solution, so you can focus on your primary tasks at hand.

Metalcraft Marine has **strategic partnerships** with Brunswick Commercial and Government Products Group, and Connor Industries' Stanley Custom Boats. Together we provide **global solutions for high volume orders**, including comprehensive training and logistics.



MetalCraft Marine

www.metalcraftmarine.com

IN-7m-23'

CENTER CONSOLE | T-TOP | CABIN


METALCRAFT MARINE: THE WORLD LEADER IN HIGH-SPEED ALUMINUM CRAFT

OTH IV



The development of the Interceptor design began with the USCG Long Range Interceptor II Program. The LRI had to transit far over the horizon to Intercept and seize vessels in contravention of International laws on smuggling and anti terrorism. The objectives of the design were to provide an above average Interceptor for offshore and riverine that was specifically designed to provide the best riding offshore platform for vessel board search & seizure. The 7M is designed to fit into existing shipboard cradles and davits that previously fit lesser GRP vessels. A rugged aluminum hull is lighter and stronger than any GRP craft available and can withstand ice and shipboard launches in high sea states.

USCG CB-L



Vessel Particulars

Mission: Shipboard, VBSS, Policing/SAP

- LOA - 23'
- BOA - 8'6"
- Inside beam - 6.5'
- O/B - 2 X150 HP - 2X300 HP
- Speed - 40-50 knots
- I/B Diesel with jet - 550HP
- Collar- Foam, air or hybrid
- Options - T-top or wheelhouse
- Electronics - Customer options
- Gun positions - 1-2
- Ballistic protection - Portable Level III



IN-8m-26'

CENTER CONSOLE | T-TOP | CABIN

METALCRAFT MARINE: THE WORLD LEADER IN HIGH-SPEED ALUMINUM CRAFT



As the Interceptor concept developed the MetalCraft design group looked to include a full cabin option for every model size including the 7 and 8M models. The concept was that the War-fighter cannot be as safe when operating in very severe temperature conditions for long periods in an open boat, as if he were sheltered in a heated-air conditioned cabin. A flotation suit cannot keep a man warm and alert for several hours in cold severe sea conditions. The design objective required a larger cabin to accommodate warm bulky gear and the crew's need to move about unimpeded. Also additional headroom was added to accommodate helmets or caps. The cuddy has much needed storage space and standing headroom. All of this was achieved and measured to ensure that intact stability could be met to ISO 12217 standards in rough sea high wind conditions.

Vessel Particulars

Mission: Harbor Security, Force Protection

- LOA - 26'
- BOA - 8'6"
- Inside beam - 7'10"
- Outboard - 2X150HP - 2X300HP
- Speed - 40-50 knots
- Inboard - 500HP
- Collar - foam, air or hybrid
- Options - T-top or Wheelhouse
- Electronics - Customer Options
- Gun Positions 1-2
- Ballistic Protection - Portable Level III



MetalCraft Marine

www.metalcraftmarine.com

IN-9m-30'

OPEN CENTER CONSOLE MILITARY VESSEL BOARD & SEIZURE

METALCRAFT MARINE: THE WORLD LEADER IN HIGH-SPEED ALUMINUM CRAFT



The 9M Interceptor shown is the culmination of design effort where it provides an ISO 12217 Class B severe service assault craft which has so many design nuances, such as stealth technology, multi craft targeting, four gun positions, shock absorbing over size air collar with integral compressor, superior Shoxs 2G suspension seats, capable of trimming up 16 degrees, capable of 64 knots with a soft dry ride and,,, super quiet. She can be launched by trailer, helo or C-130 or ship. This multi-role platform has a cargo deck to accommodate a full skid load of cargo.



Vessel Particulars

Mission: VBSS, High Speed Interdiction, Riverine

- LOA - 30' 8"
- BOA - 9' 10"
- Beam
- O/B - 2X300 - 2X400HP
- I/B - 2X220 - 2X400HP
- Speed - 45-55knots
- Options T-top or wheelhouse
- Gun position 1-6
- Ballistic protection - Portable Level III



IN-9m-30'

PATROL/SAR

METALCRAFT MARINE: THE WORLD LEADER IN HIGH-SPEED ALUMINUM CRAFT



The 9M cabin version is shown here with the standard wheelhouse designs, foam collar and optional hard sided hull with D rubber fendering. The cabin version provides exceptional safety via shelter for the crews providing long hours in patrol, harbor security and Force Protection. The cabin design, has above average headroom yet meets road legal height restrictions when being trailered. For trailered craft MCM has developed a rapid launch retrieval system. The cabin has excellent visibility and spotter windows for coming alongside ships and high piers. The side spotter windows are designed to be at driver eye level in hard over turns. The side doors are designed for easy ingress/egress for larger operators. The design includes lifting eyes for rapid craneage and shipboard lift. Did we mention super quiet,,,the recorded cabin dB at 42 knots with outboards was 76 dB.

Vessel Particulars

Mission: Municipal Policing, SAR/Fire

- LOA - 30' 8"
- BOA - 9' 10"
- Beam
- O/B - 2X300 - 2X400HP
- I/B - 2X220 - 2X400HP
- Speed - 45-55knots
- Options T-top or wheelhouse
- Gun position 1-6
- Ballistic protection - Portable Level III

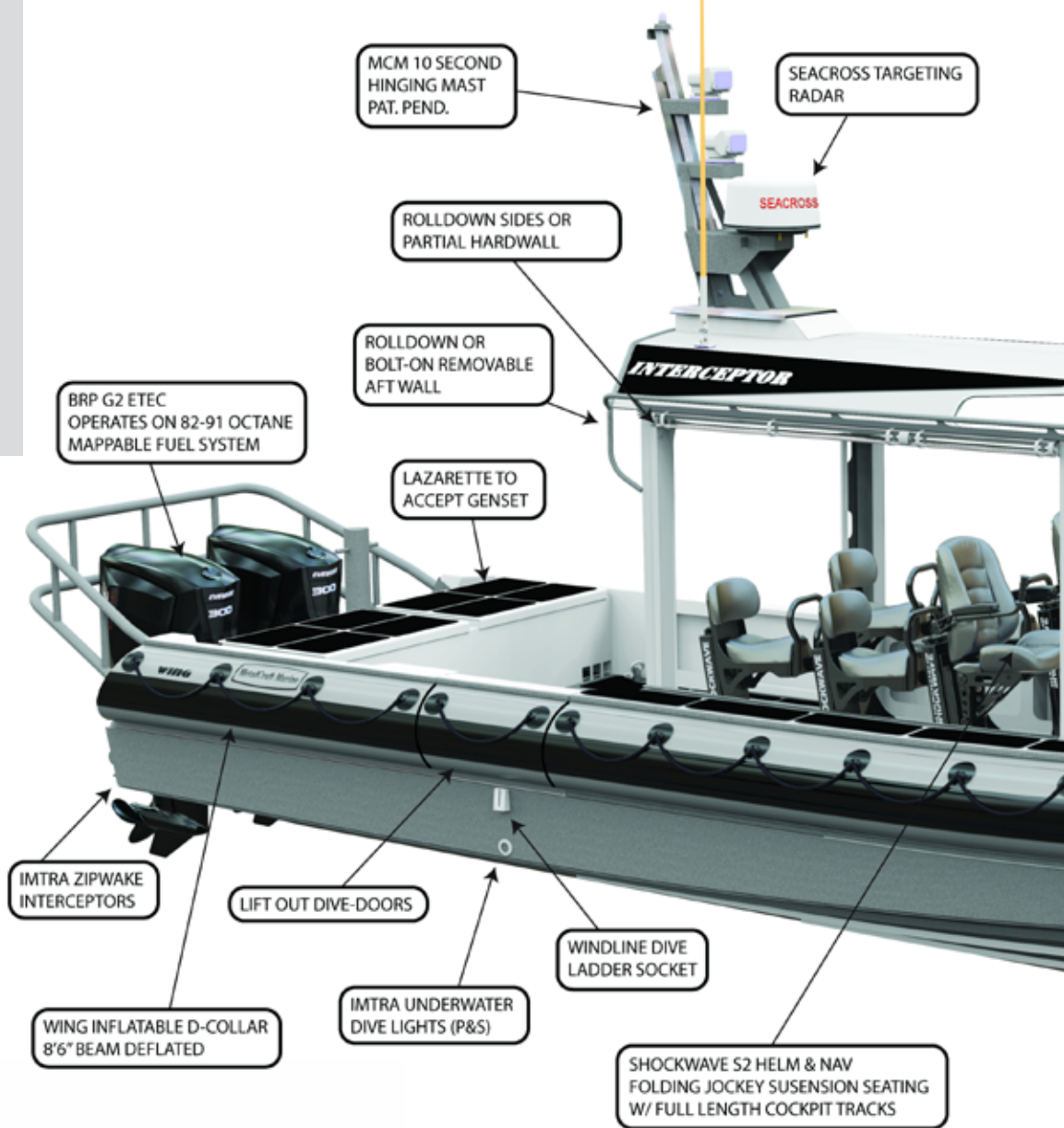


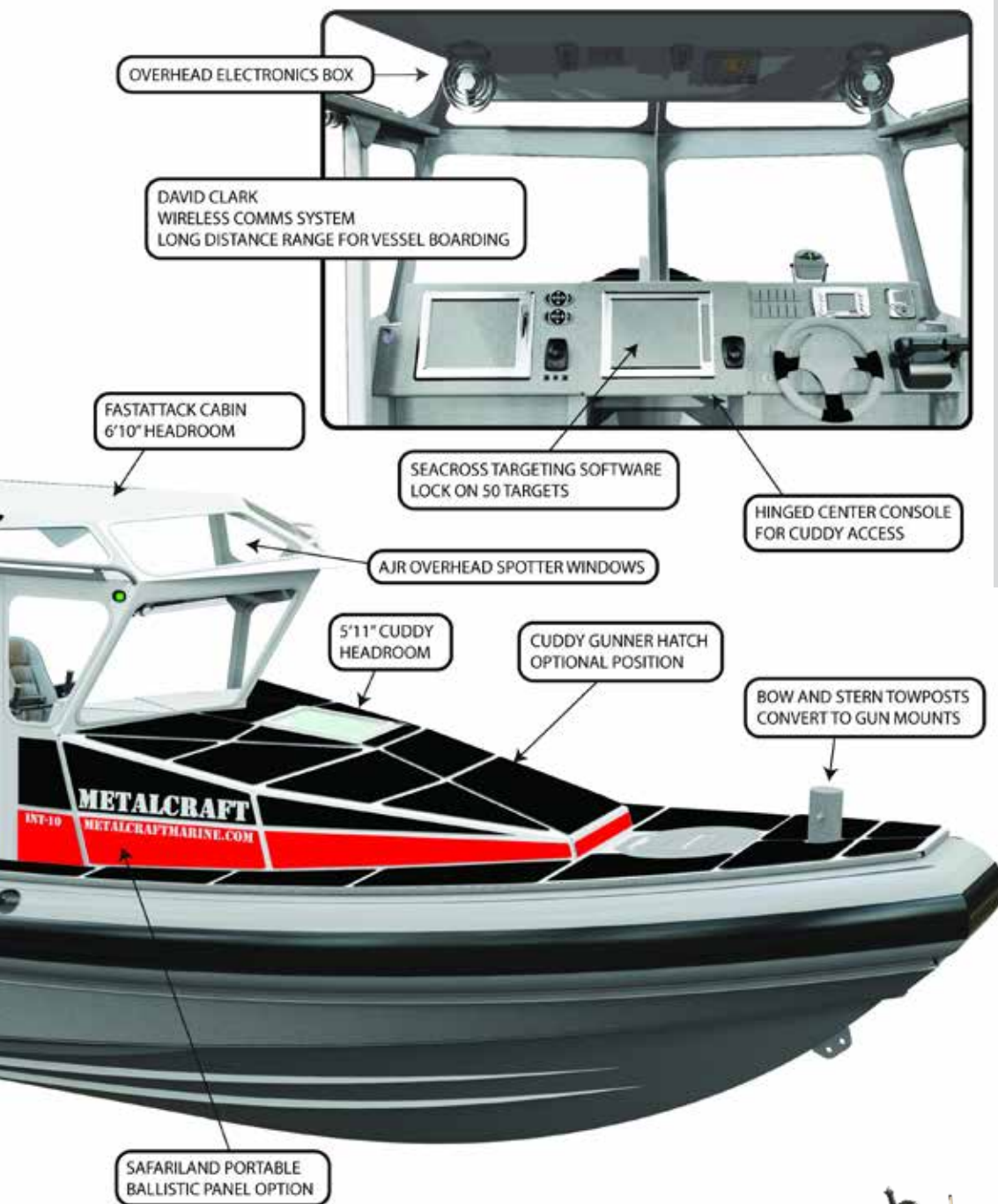
MetalCraft Marine
www.metalcraftmarine.com

Vessel Particulars

- Length Molded – 32' 1 ¼"
- Length Overall – 36' 8 ¾"
- Beam Molded – 8' 5 ¾"
- Beam Overall – 9' 7 ¾"
- Deck Width – 7' 10 ¾"
- Air Draft (mast up) 13' 1 ½"
- Air Draft (mast down) 8' 3 ½"

METALCRAFT MARINE 10M FAST ATTACK INTERCEPTOR





Features

- Excellent Visibility/ABYC site lines
- 6' 10" headroom in cabin
- David Clark Wireless Comms Headsets
- Soft or Hard sides/aft wall available
- Dive doors with lights
- Designed SOFT/DRY RIDE
- 8'6" road legal when collar deflated
- Auto inflation/deflations system
- Stability to ISO-12217 Cat B
- Portable cabin sides and rear
- Side curtains with ballistic protection
- Recessed gunner hatch
- Westerbeke genset storage on aft deck



MetalCraft Marine

www.metalcraftmarine.com

11m Long Range Interceptor

OVER THE HORIZON VESSEL BOARD SEARCH & SEIZURE/SAR

METALCRAFT MARINE: THE WORLD LEADER IN HIGH-SPEED ALUMINUM CRAFT



The 11M LRI started it all. With thousands of sea miles attributed to the LRI Program we have applied this experience to the entire line. The key design requirement of the LRI was stern ramp recovery at sea, SS4 operable, SS5 survivable. The contract requirement for recovery was 5 kts, objective was 8 kts, we have reached 12 and believe we can do more. She can run at high speed with twin outboards but can take triple or quad or Konrad diesel outdrives or jets.



Vessel Particulars

Mission: Longrange VBSS, Highpayload, Riverine

- LOA - 39'
- BOA - 11'5"
- Draft - 24"
- Complement - 15
- Seating - 4-15
- Headroom 6'10" or 6'4" cuddy
- Weight - 22,000 lbs
- Ballistic Protection - Portable Mounting Level III
- Engine options - Diesel/outboard/jet/outboard

12m Patrol Interceptor Diesel I/O-W/J

CLIMATE CONTROLLED | SEVERE SEA STATE | COMMAND POST | FORCE PROTECTION

METALCRAFT MARINE: THE WORLD LEADER IN HIGH-SPEED ALUMINUM CRAFT



Vessel Features

- Wheelhouse with heating, ventilation, and air conditioning options
- Available in center console and T-top configurations
- Foam, air or hybrid D shaped or full round collar configurations
- 6'4" standing headroom in cuddy with optional head, galley and berth
- ABYC Sightlines and optimized visibility through spotter windows
- Sound dampened cabin - 76 dB at cruise
- Removable or hinged dive doors for ease of ingress/egress
- Rapid deployable platform - from trailer to underway in minutes.
- Unrestricted over the road transport available
- Ballistics package w/armament foundations available

Vessel Particulars

Mission: Municipal Policing, SAR/Fire, Force Protection

- LOA - 40'
- BOA - 11'6"
- Draft 24"
- Power - 600-1200 HP
- Diesel Inboard outboard available
- or Waterjet powered
- 5'11" headroom in cuddy
- 6'10" headroom in cabin



MetalCraft Marine

www.metalcraftmarine.com

12m Outboard Interceptor

OVER THE HORIZON VESSEL BOARD SEARCH & SEIZURE/SAR

METALCRAFT MARINE: THE WORLD LEADER IN HIGH-SPEED ALUMINUM CRAFT



Vessel Features

- Optional Cabin or T-top or Center console
- ABYC Sightlines
- Dive doors Port and/or Stbd
- Ballistic Package/ Optional
- HVAC
- Foam/Air/Hybrid
- Optional Head/Galley/Berth
- Sound dampened Cabin at 76 dB at Cruise

Vessel Particulars

Mission: Municipal Policing, SAR/Fire, Force Protection

- LOA - 39.9
- BOA- 11'6"
- Draft 24"
- Power - 600-1200 HP
- 5'11" headroom in cuddy
- 6'10" headroom in cabin

12m Wide Body Patrol Interceptor

CLIMATE CONTROLLED | SEVERE SEA STATE | COMMAND POST | FORCE PROTECTION

METALCRAFT MARINE: THE WORLD LEADER IN HIGH-SPEED ALUMINUM CRAFT



The 12M wide body Interceptor is a multi role high speed platform with major load carrying capacity. She can have several days of autonomy and can have up to 6 gun positions. The large cabin can take up to 6-8 in the main cabin has a galley/head V-berth arrangement below deck



Vessel Particulars

Mission: Extended Watch, command post, All-weather Patrol

- LOA - 43'
- BOA - 13'
- Draft - 28"
- Complement - 18
- Seating - 4+4 - 8+8
- Headroom - 6'10"VP - 6'6"cuddy
- Weight - 23,000 - 30,000 lbs
- Ballistic Protection - interior or exterior options

MetalCraft Marine

www.metalcraftmarine.com

15-20m

COMMAND POST | LONG RANGE PATROL | FORCE PROTECTION

METALCRAFT MARINE: THE WORLD LEADER IN HIGH-SPEED ALUMINUM CRAFT

FDNY - William M Feehan 20M



The 15-20M Interceptors provide many options to the user. The 20m shown for New York City Fire Department, is a 43 knot speedster with huge fire power and massive accommodations for a very large complement of Fire EMS personnel. The cabin is an MCM floating design which delivers 76 dB at cruise speed. The vessel has standing headroom in the engine room and plumbed electric oil change system which is a major feature for improved maintenance times. The 18M shown is under construction and is a true multi-role vessel. She is designed to provide, patrol, pilotage, ship escort, crew transport and fire protection all in one platform. She too has standing headroom in the engine room and very large accommodation space both in the main and lower cabins.

Vessel Particulars

Mission: Shipboard, VBSS, Policing/SAP

- LOA - 50 - 65'
- BOA - 15'6" - 18'6"
- HP - 1600 - 3000
- Power - Jet or conventional shaft
- Options - Custom wheelhouse design
 - Floating wheelhouse
- Electronics - customer options
- Gun Positions 1-7
- Ballistic Protection - Portable or integral custom options



MetalCraft Marine

www.metalcraftmarine.com

Our Commitment

METALCRAFT MARINE: THE WORLD LEADER IN HIGH-SPEED ALUMINUM CRAFT

MetalCraft Marine Advantage

Government organizations trust us to build their Military, Life Saving and Security vessels because we deliver the highest quality craftsmanship and most advanced systems in a fully integrated package. Our customers have identified the following three attributes as key reasons they selected MetalCraft Marine to build their boats:

1. Performance...

Throughout the entire build process MCM's objective is to exceed customer expectations, in vessel performance and finish, delivery, contract requirements and documentation.

2. Service...

Service is King in our world and in our customer's world. WE provide maintenance schedules, maintenance training and easy access to all maintenance points. We find reliable service centers in the customer's area and support them in supporting the boat. We fight for the customer in any warranty dispute with our OEM equipment suppliers.

3. Value Added Engineering...


Our Project Managers work with the customer and design to continually improve our product. If the customer has a particular problem we develop affordable solutions to rectify this problem.

Total Cost of Ownership...

These primary MetalCraft Marine qualities significantly contribute to the overall value of all our vessels.

"MetalCraft Marine personnel are exceptional to work with and they were totally committed to providing a quality product that met or exceeded our expectations. Our boat met all the operational requirements with the construction and finish of the hull, mechanicals and accessories, first class in all respects. Flexibility permeated the entire build."

- US Navy Superintendent of Salvage



MetalCraft Marine's aluminum work meets or exceeds ABS and ISO-12215



K70 ready for paint

MetalCraft Marine Warranty

Our boats are designed with a 25 year service life. We assure our boats to be free of defects in materials and/or workmanship for 12 months and warranty our hull seam welds for an industry leading 10 years. We have a customer support team that is available 24 hours a day, 7 days a week. Our policy is to take action on service calls within 24 hours. We have highly trained technicians that can be rapidly deployed to any location to ensure that our boats remain ready and able to fulfill their mission at all times. We build strong relationships with our customers and invite you to contact any or all of our references.

MetalCraft Marine

www.metalcraftmarine.com



Two-time winner of "Boat of the Year" at the International WorkBoat Show as well as two-time winner of "Great Boat of the Year" by Marine News, MetalCraft Marine is the world leader in the design and manufacturing of highspeed welded aluminum patrol, fire and rescue boats. As well, MCM is completely experienced in delivering durable crew, research, transport and specialty vessels designs. At MetalCraft Marine we pride ourselves in delivering custom solutions to meet your unique mission challenges.

MetalCraft Marine

MetalCraft Marine US, Inc.
P.O. Box 961
583 E Broadway St.
Cape Vincent, NY 13618-0961
Toll Free: 800-410-8464
Bob Clark, Contracts Manager

MetalCraft Marine Inc.
347 Wellington Street
Kingston, Ontario, Canada
K7K 6N7

www.metalcraftmarine.com